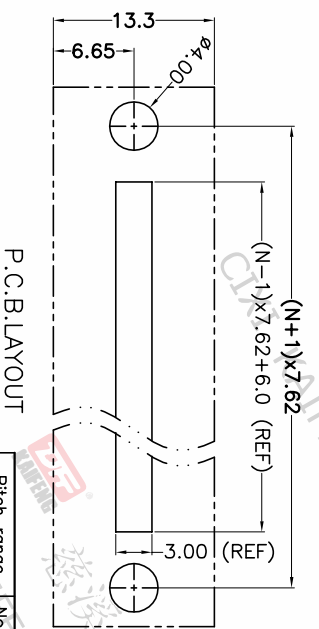
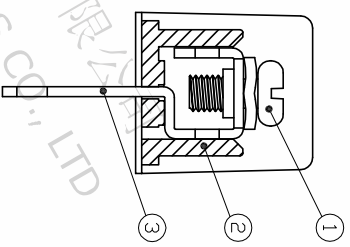
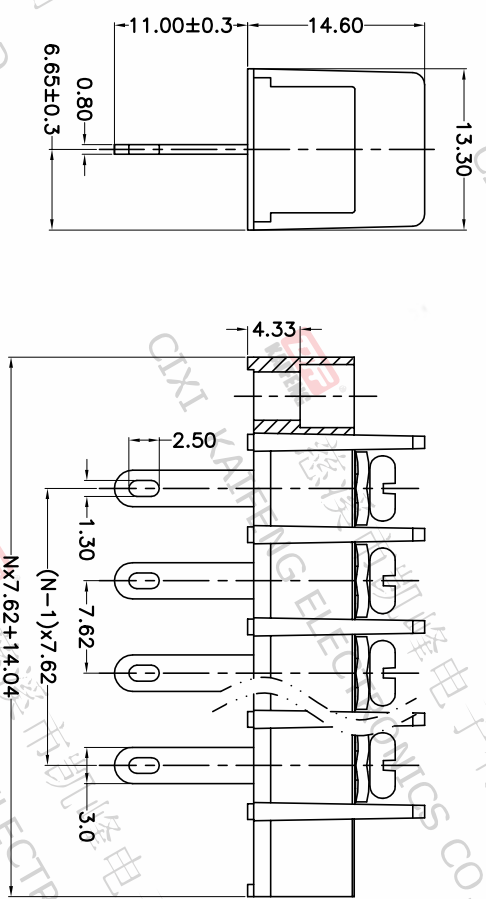



REV.	DESCRIPTION	DATE	DRAFTER	APPROVER
A1	DWG.REL	2020.05.20	LiuZH	JIN



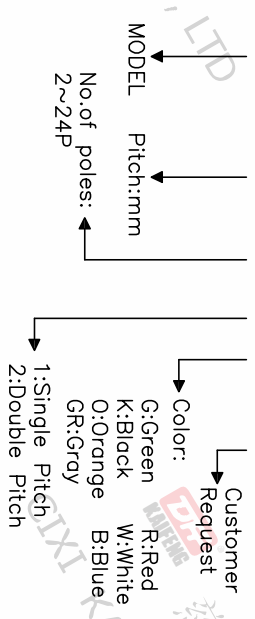
- Material
 ①Screws : M3.0 steel, Ni plated
 ②Housing : PA66,UL94V-0
 ③Terminal : Brass, Tin plated

- Electrical
 UL IEC
 Rated voltage : 300V 250V
 Rated current : 15A 24A
 Contact resistance : 20mΩ(Max)
 Insulation resistance: 500MΩ/DC500V
 Withstanding Voltage : AC2000V/1min
 Wire range: 22-14AWG 2.5mm²

- Mechanical
 Operating temperature: -40℃~+105℃
 Soldering temperature:250℃±5/5sec
 Torque: 0.5N.m (4.43Lb.in)
- RoHS compliance

HOW TO ORDER

KF-25H-7.62-XXP-1 X-XXXXX



P.C.B. LAYOUT

Pitch range	Nominal dimension range	PROJECTION	UNIT
>0	>0	0.1/10	mm
>6	>10		
~	~		
10	24		
~	~		
30	60		
~	~		
100	150		
~	~		
150	>150		
±2*	±2*		

DRAWING TYPE	CUSTOMER DRAWING	SHEET	1 OF 1	TITLE
SCALE	1:1			KF-25H-7.62-XXP-1X
DRAWING NO.	W12000512	SHEET		SHEET SIZE A4
				SERIES KF-25H

DF 慈溪市凯峰电子有限公司
 CIXI KAIFENG ELECTRONICS CO.,LTD