

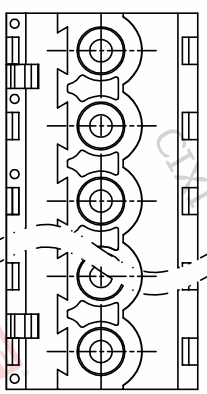
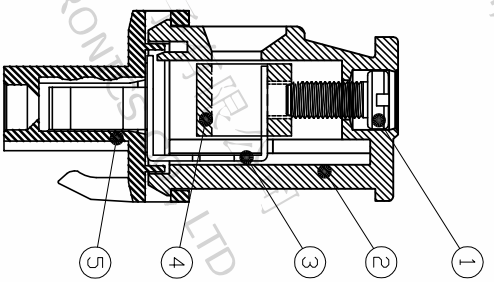
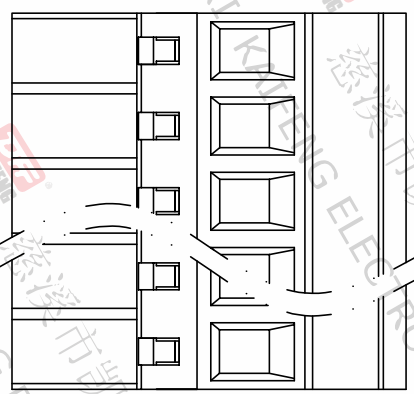
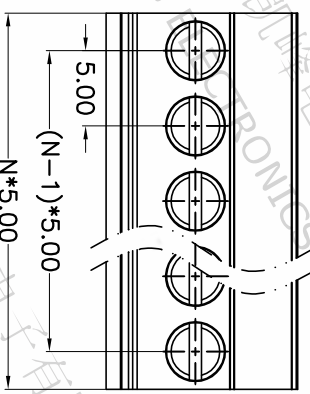
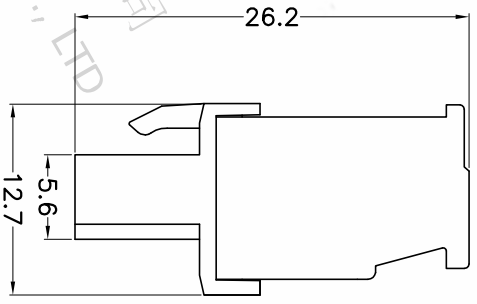
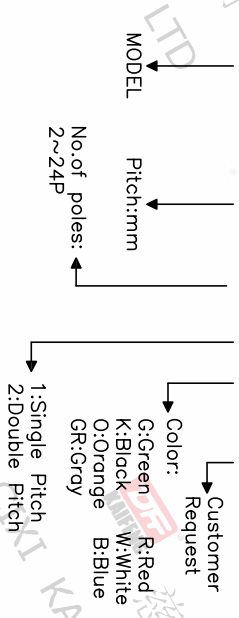
REV.	DESCRIPTION	DATE	DRAFTER	APPROVER
A1	DWG.REL	2020.5.23	ZHANG	JIN

- Material
 ①Screw : M3.0 steel, Zinc plated, *-* slot type
 ②Housing : PA66, UL94V-0
 ③Contact : Copper alloy, Tin plated
 ④Clamp : Copper alloy, Ni plated
 ⑤Cover : PA66, UL94V-0
- Electrical
 UL IEC
 Rated voltage : 300V 320V
 Rated current : 15A 18A
 Contact resistance : 20mΩ(Max)
 Insulation resistance : 500MΩ/DC500V
 Withstanding Voltage : AC2000V/1min
 Wire range : 28-12AWG 2.5mm²

- Mechanical
 Operating temperature: -40°C~+105°C
 Soldering temperature: 250°C ±5/5sec
 Torque: 0.5N.m (4.43Lb.in)
 Strip length: 7-8mm
- Rohs compliance

HOW TO ORDER

KF2EDGKB-5.0-XXP-1 X-XXXXX



Pitch range	Nominal dimension range	Projection	UNIT
>0	>6	0.1/10	mm
~	~	≤	mm
6	10		
~	~		
10	24		
~	~		
24	30		
~	~		
30	60		
~	~		
60	100		
~	~		
100	150		
~	~		
150	>150		
±2'			
±0.15	±0.20	±0.30	±0.50
±0.30	±0.50	±0.70	±1.00
±1.00	±1.30		

DRAWING TYPE	CUSTOMER DRAWING
SCALE	1:1
SHEET	1 OF 1
DRAWING NO.	W10000322

PROJECTION	TITLE
UNIT	KF2EDGKB-5.0-XXP-1X
SHEET SIZE	A4
SERIES	KF2EDGKB

DFE 慈溪市凯峰电子有限公司
 CIXI KAIFENG ELECTRONICS CO.,LTD

