

REV.	DESCRIPTION	DATE	DRAFTER	APPROVER
A1	DWG.REL	2020.06.10	DENG	JIN

- Material  
①Pin header: Copper alloy, Tin plated  
②Housing: PA66, UL94V-0

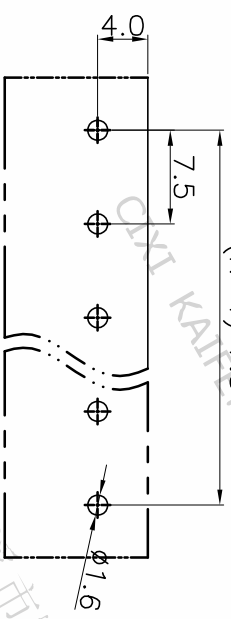
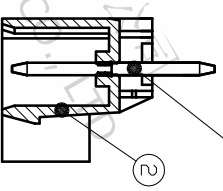
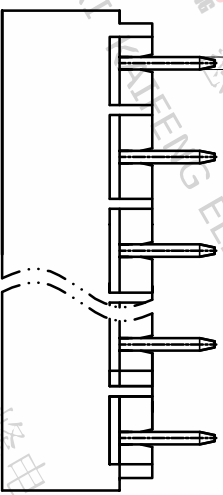
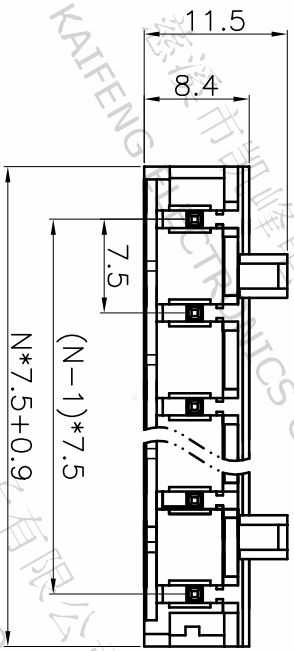
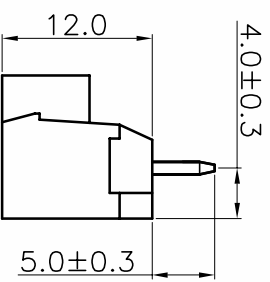
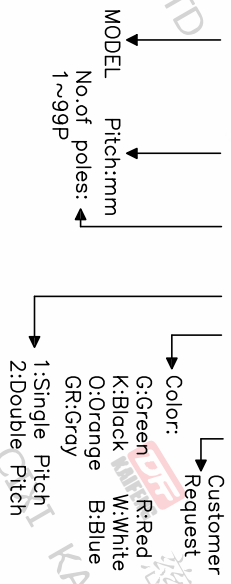
- Electrical  
UL IEC  
Rated Voltage: 300V 630V  
Rated Current: 15A 16A  
Contact Resistance: 20mΩ  
Insulation Resistance: 500MΩ/DC500V  
Withstanding Voltage: AC1500V/1Min

- Mechanical  
Temperature Range: -30°C ~ +105°C  
MAX Soldering: +250°C, (5 Seconds)

- RoHS compliance

HOW TO ORDER

KF475-V-7.5-XXP-1 X-XXXXX



P.C.B. LAYOUT

Pitch range	Nominal dimension range	PROJECTION
>0	>0	0.1/10
~6	~30	≤
~10	~60	±2°
~24	~100	
~30	~150	
±0.15	±0.30	
±0.20	±0.50	
±0.30	±0.70	
±1.00	±1.30	

DRAWING TYPE	CUSTOMER DRAWING
SCALE	1:1
SHEET	1 OF 1
DRAWING NO.	W16000142

PROJECTION	UNIT	TITLE
mm	mm	KF475-V-7.5-XXP-1X
SHEET SIZE	A4	SERIES KF475

**DF** 慈溪市凯峰电子有限公司  
CIXI KAIFENG ELECTRONICS CO.,LTD

